

USG ME DONN® BRAND DX®/DXL® T15 CENTRICITEE- FIRE RATED ACOUSTICAL SUSPENSION SYSTEM



FEATURES AND BENEFITS

- Main tees are designed to expand at the fire lance in the event of a fire. This maintains the structural integrity of the ceiling and holds tiles in place
- DONN® Brand DX®/DXL™ T15 Centricitee - Fire Rated feature a body and cap made of G30 hot-dip galvanized steel as per EN 10346/ASTM A653 with pre-painted 15mm width capping to ensure that the cap remains attractive and rust-free
- Four-step coating process that outperforms in paint adhesion and corrosion resistance, as proven by industry-standard salt spray tests conducted by an Independent laboratory
- Safe, fast and simple to install & easily accessible
- Maximum economy and design simplicity
- Cross-tees with override-ends resist twisting and give professionally finished look with no exposed steel edges
- Patented QUICK-RELEASE™ clip design: demountable without tools
- Compatible with Square, FLB and FL ceiling tiles edges
- Audible Click means you know when tees are connected
- Exceed load compliance specifications as per ASTM C 635
- Available in metric and imperial sizes

APPLICATIONS

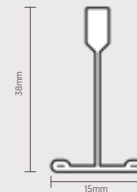
- Fire-rated interior general-use areas
- Logix™ Integrated Ceiling Systems

VISIT USGME.COM TO ORDER SAMPLES

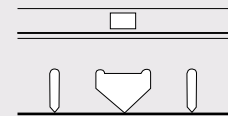
GRID COLORS




PROFILE




FIRE LANCE




EDGE DETAIL



SQUARE EDGE - SQ



FINELINE BEVELED - FLB



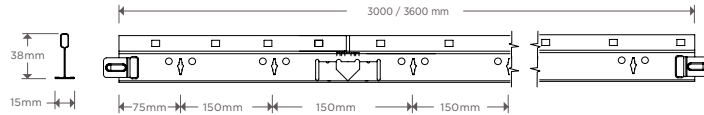
FINELINE - FL

USG ME DONN® BRAND DX®/DXL® T15 CENTRICITEE- FIRE RATED ACOUSTICAL SUSPENSION SYSTEM

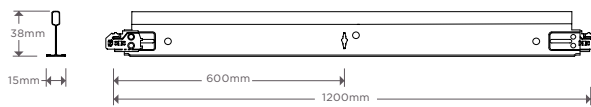
PRODUCT INFORMATION

Nr	Description	Item Reference		Profile Height	Body Thickness	Component Length
		Metric	Imperial			
1	Main Runner	801DXLT15-3600	8801DXLT15-3660	38MM	0.38MM	3600/3660MM
2	Long Cross Tee	803DXT15-1200H38	803DXT15-1220H38	38MM	0.3MM	1200/1220MM
3	Short Cross Tee	803DXT15-600H38	803DXT15-610H38	38MM	0.3MM	600/610MM
4	Wall Angle	802MT15-3600		24MM	0.5MM	3600MM
5	Wall Angle Shadowline	802MS3600 - 802MS164L		19/9MM - 20/20MM	0.5MM	3600MM
6	U-Trim	UT123525 - UT124825 - UT125325		25.4/12.7MM	0.5MM	3000MM

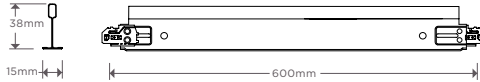
Main Runner 801DXLT15-3600



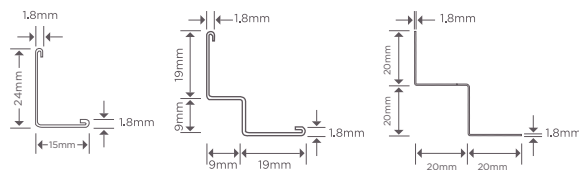
Long Cross Tee 803DXT15-1200H38



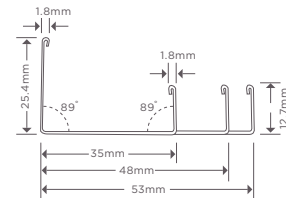
Short Cross Tee 803DXT15-600H38



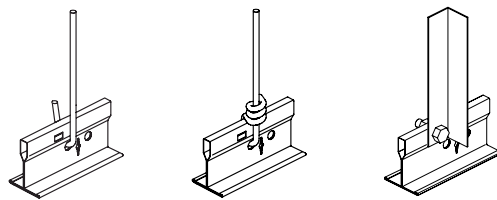
Wall Angle



U-Trim



SUSPENSION OPTIONS



Adjustable Hanger

Suspension Wire

Angle Section

MAXIMUM ALLOWED WEIGHT OF TILES PER M²

Notice:
As we are involved in constant products development; this document information is subject to change without prior notice. Please always refer to usgme.com for the updated products information document.

Hanger distance (mm)	Main runner at 1200mm		Main runner at 600mm	
	600x600	600x1200	600x600	600x1200
800	24	24.2	-	-
1000	24	24.2	54	54.2
1200	12.4	12.5	25.5	25.7
1500	4.5	4.7	9.8	10

Note: The load per m² must be distributed uniformly (no point loads) over the ceiling area. After loading, the deflection of any grid component will remain within the maximum deflection per span as stated in BS: 8290: 1991, provided the grid layout is as presented in the sketch.



Please consult USG for other layouts, load or hanger distance.

©2021 Factory of USG Middle East LTD. Co. All rights reserved.

USG BORAL
INNOVATION INSPIRED BY YOU.