

VISIT USGME.COM TO ORDER SAMPLES

FEATURES & BENEFITS

- Laminated Gypsum Ceiling with washable vinyl facing for easy maintenance.
- Available in plain facings with smooth appearance.
- Ultra-high humidity resistant; sag resistance ensures durability in standard or extreme environmental conditions.
- Standard produced with aluminium foil backing which acts as a vapor barrier and resists breathing so panel stays cleaner longer.
- Scrub resistant. Dirt marks are easy to remove.
- Durable, scuff, and scratch resistant for longer life.
- Suitable for areas with high humidity.
- Economical and easy to trim and install.
- Demountable and designed to be installed on the DONN® Brand ceiling suspensions.

APPLICATIONS

- Laboratories
- Commercial retails
- Restrooms and wet areas
- Department stores
- Kitchen, dietary and laundry

SHADES






PRODUCT CERTIFIED FOR ENVIRONMENTAL PRODUCT DECLARATION


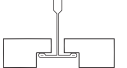
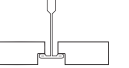
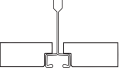


CEILING ATTENUATION CLASS

TABLE OF PERFORMANCE

Edge Detail	Item	Size (mm)	CAC	Light Reflectance	Anti-Mold & Mildew/Sag Resistance	Fire Rating	Recycled Content	VOC Emission	Cost
	LG-SP6609	600*600*9.5	35	84%			7%	Low	\$
	LG-SP2209	610*610*9.5							
	LG-SP662	600*600*12.5	40	84%			7%	Low	\$
	LG-SP222	610*610*12.5							
	LG-SP622	600*1200*12.5	40	84%			7%	Low	\$\$
	LG-SP242	610*1220*12.5							
	LG-SPR662	600*600*12.5	40	84%			7%	Low	\$\$
	LG-SPR222	610*610*12.5							
	LG-SPR622	600*1200*12.5	40	84%			7%	Low	\$\$
	LG-SPR242	610*1220*12.5							
	LG-SPRF662	600*600*12.5	40	84%			7%	Low	\$\$
	LG-SPRF222	610*610*12.5							
	LG-SPRF622	600*1200*12.5	40	84%			7%	Low	\$\$
	LG-SPRF242	610*1220*12.5							

GRID PROFILE OPTIONS

DX/DXL SQ Edge	DX/DXL SL Edge	DXT FL Edge	DXF FL Edge
			

SPECIFICATION DETAILS

Shades Gypsum Ceiling Tile meets specifications in accordance with ASTM E1264.

Materials Classification

Type: XX,
Pattern: E, G

Substrate and Surface Finish

Gypsum ceiling panel laminated with vinyl-faced

Thickness

9.5mm, 12.5mm

Size

600 x 600mm, 610 x 610mm,
600 x 1200mm, 610 x 1220mm

Edge Detail Trim

Square, Reveal [SL, FL]

Weight

9.5mm [6.65 kg/m²],
12.5mm [8.75 kg/m²]

Ceiling Attenuation Class [CAC]

[35-40 dB]

Mold Prevention

Inherent to Mold/Mildew growth panels are available upon request

Humidity Resistance

Maximum 95% RH / 40°C

Light Reflectance Coefficient [LR]

0.84

Color

White similar to RAL 9003

Surface Burning Characteristics per

ASTM E 84

Class A

Thermal Resistance

12.5mm [R 0.45]

Washability / Scrubbability as per ASTM D4828 & D2486

Exceeds 1000 Wash/Scrub Cycles without surface break or the extent of abrasion

Formaldehyde Classification

Class E1 as per EN717-1

Notice:

As we are involved in constant products development; this document information is subject to change without prior notice. Please always refer to usgme.com for the updated products information document.

©2021 Factory of USG Middle East LTD. Co. All rights reserved.