CEILINGS

CELEBRETTO
CROSSING BAFFLES

VISIT USGME.COM TO ORDER SAMPLES

Refer to Colors, Finishes and Perforation Patterns Section

FEATURES AND BENEFITS
- Free span solution - eliminates the need for threaded rods and vertical hangers.
- Ideal for corridors that have condensed MEP fixtures.
- Total access to ceiling void, allowing easy maintenance.
- Quick installation.

APPLICATIONS
- Airports
- Business & residential towers
- Hotels
- Entertainment Hallways
- Restaurants

CROSSING BAFFLE DRAWINGS



Sound Absorption

Frequency, Hz	125	250	500	1000	2000	4000	NRC*
A1 Pattern Standard with Plain Border**	0.15	**0.35**	**0.50**	**0.75**	**0.70**	0.60	**0.60**
A1 Pattern Fully Perforated***	0.30	**0.50**	**0.90**	**1.0**	**1.05**	1.0	**0.85**

* *Calculated to ASTM C 423-01*
** *Acoustic Fleece and 50mm Soft Fiber Infill*
*** *Acoustic Fleece and 38mm Soft Fiber Infill*

USG BORAL
INNOVATION INSPIRED BY YOU.™

CELEBRETTO-CROSSING BAFFLES

CROSSING BAFFLES

HIGH SOUND ABSORPTION

CEILING ATTENUATION CLASS

CROSSING BAFFLES CEILING SYSTEM COMPONENTS

Main Baffle with Connector and End Cap	Crossing Baffle with Suspension	Carrying Channel With Connector
		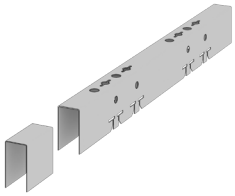
Hanging System		

SYSTEM DRAWINGS

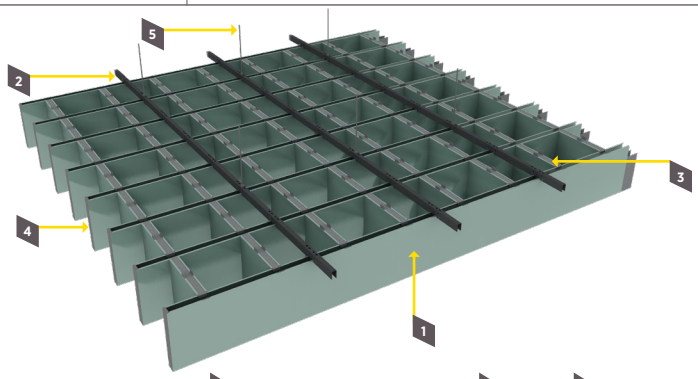

1 Main Baffle 2 Carrying Channel Connecting Splice 3 Crossing Baffle Connecting Splice 4 End Cap 5 Hanging System

SYSTEM SPECIFICATION

Material Classification
Galvanized Steel: Type V
Aluminium: Type VII
Stainless Steel: Type VI
Pattern: A, C, G

Thickness
Powder coat finish: 0.6mm – 1.4mm
Wooden finish: 0.6mm

Baffle Width
30mm / 40mm / 50mm / 80mm / 100mm / 150mm

Baffle Height
50mm / 80mm / 100mm / 150mm / 200mm

Baffle Length
Up to 2400mm

Baffle Spacing (clear gap)
Min 30mm

Light Reflectance Coefficient [LR]
Based on the finish color and perforation pattern, LR up to 0.82

Surface Burning Characteristics per ASTM E 84
Class A

Color
Standard colors are RAL 9016, RAL9006 and RAL9010.

Other RAL colors are available upon request

Additional Information
- Recommended spacing is to be equal to the height of the baffle
- Thickness depends on panel sizes and project requirements
- Consult factory for other panel widths

ITEM CODIFICATION

Main Baffle

SCBM-402007WF4

- S: Steel / A: Aluminium
- CBM: Crossing Baffle Main
- 40: Baffle Width
- 200: Baffle Height
- 7: Material Thickness (0.7mm Thickness)
- WF4: Wood Finish WF4

Crossing Baffle

SCBC-402003007WF4

- S: Steel / A: Aluminium
- CBC: Crossing Baffle Cross
- 40: Baffle Width
- 200: Baffle Height
- 300: Baffle Length
- 7: Material Thickness (0.7mm Thickness)
- WF4:Wood Finish WF4

Carrying Channel

CC403006R05

- CC: Carrying Channel
- 40: Carrying Channel Width
- 300: Clear Gap Between Carrying Channel
- 6: Material Thickness (0.6mm thickness)
- R05: RAL 9005

CROSSING BAFFLES

HIGH SOUND ABSORPTION

CEILING ATTENUATION CLASS

CROSSING BAFFLES METAL CEILING ACOUSTICAL PERFORMANCE

USG Middle East supplies Metal Ceiling panels with a range of acoustical performance to meet the needs of all kinds of projects. A variety of sound-absorbing backing options are available. Consult with the USG Middle East technical team for further guidance.

MATERIAL DESCRIPTION	ACOUSTIC TREATMENT	ACOUSTIC TREATMENT	SOUND ABSORPTION	
			CAC	Dnfw
Metal Baffles 2400x100x50mm, 100mm spacing O.C.	A1, Standard with Plain Border	Acoustic Fleece and 50mm SF Infill	0.60	0.55
Metal Baffles 2400x120x40mm, 120mm spacing O.C.	A1, Fully Perforated	Acoustic Fleece and 38mm SF Infill	0.85	0.80

A1 Pattern: Diagonal Pattern. Hole Size Dia: 1.8mm, Open Area: 20%
SF: Soft Fiber

INFILL OPTIONS*

Plain	Acoustical Fleece	Acoustical Fleece and Soft Fiber

STANDARD WITH PLAIN BORDER





OPTIONAL FULLY PERFORATED


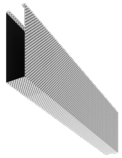


** Additional backer options available for NRC and CAC enhanced total acoustical performance*

Notice:
As we are involved in constant products development; this document information is subject to change without prior notice. Please always refer to **usgme.com** for the updated products information document.

©2021 Factory of USG Middle East LTD. Co.
All rights reserved.