




SOUNDBLOCK - Q12

Perforated Gypsum Tile

VISIT [USGME.COM](https://www.usgme.com) TO ORDER SAMPLES

PATTERN



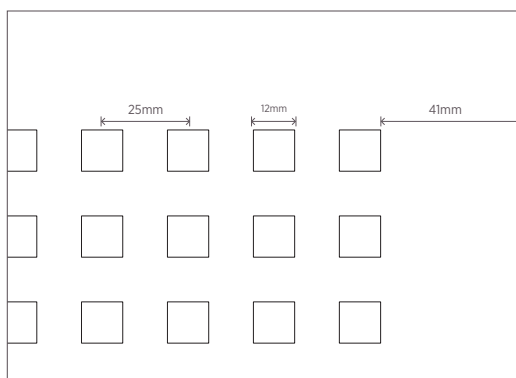

FEATURES & BENEFITS

- 12mm Square perforation Gypsum Ceiling tiles with acoustic back fleece for high acoustic performance.
- Available in laminated and painted surface finish options.
- Various edges for modern and aesthetic look.
- Ultra-high humidity resistant; sag resistance ensures durability in standard or extreme environmental conditions.
- Scrub resistant. Dirt marks are easy to remove.
- Durable, scuff, and scratch resistant for longer life.
- Suitable for areas with high humidity.
- Economical and easy to trim and install.
- Demountable and designed to be installed on the DONN® Brand acoustical ceiling suspensions.
- Available in a concealed edge design, specifically produced to elevate the overall space appearance.

APPLICATION

- Schools
- Commercial retails
- Department stores
- Hotels
- Malls & residential

TILE AND EDGE DETAILS



Open Area 18% - 19.2%



PRODUCT
CERTIFIED
FOR
ENVIRONMENTAL
PRODUCT
DECLARATION



CEILING
ATTENUATION
CLASS

TABLE OF PERFORMANCE

Edge Detail	Item	Size (mm)	NRC	CAC	Light Reflectance	Anti-Mold & Mildew/Sag Resistance	Fire Rating	Recycled Content	VOC Emission	Cost
SQ 	GT-PS662-Q12	600*600*12.5	0.75		88%			7%	Low	\$\$\$\$
	GT-PS622-Q12	600*1200*12.5								
	LG-S662-Q12	600*600*12.5	0.75		84%			7%	Low	\$\$\$\$
	LG-S622-Q12	600*1200*12.5								
SL 	GT-PSR662-Q12	600*600*12.5	0.75		88%			7%	Low	\$\$\$\$
	GT-PSR622-Q12	600*1200*12.5								
	LG-SR662-Q12	600*600*12.5	0.75		84%			7%	Low	\$\$\$\$
	LG-SR622-Q12	600*1200*12.5								
FL 	GT-PSRF662-Q12	600*600*12.5	0.75		88%			7%	Low	\$\$\$\$
	GT-PSRF622-Q12	600*1200*12.5								
	LG-SRF662-Q12	600*600*12.5	0.75		84%			7%	Low	\$\$\$\$
	LG-SRF622-Q12	600*1200*12.5								
Concealed 	GT-PSDC662-Q12	600*600*12.5	0.75		88%			7%	Low	\$\$\$\$
	LG-SDC662-Q12	600*600*12.5			84%					

GRID PROFILE OPTIONS

DX/DXL SQ Edge	DX/DXL SL Edge	DXT FL Edge	DXF FL Edge	DX/DXL Concealed

SPECIFICATION DETAILS

Soundblock Q12 Ceiling Tile meets specifications in accordance with ASTM E1264.

Materials Classification

Type: XX,

Pattern: A

Substrate and Surface Finish

Laminated: Gypsum ceiling panel laminated with vinyl-faced

Painted: Gypsum ceiling panel finished with factory-applied water-based paint

Thickness

12.5mm

Size

600 x 600mm, 600 x 1200mm

Edge Detail Trim

Square, Reveal [SL, FL], Concealed [Reveal]

Weight

6.4 kg/m²

Open Area

600 x 600mm: 18%

600 x 1200mm: 19.2%

Noise Reduction Coefficient [NRC]

up to 0.75*

Mold Prevention

Inherent to Mold/Mildew growth panels are available upon request

Humidity Resistance

Maximum 95% RH / 40°C

Light Reflectance Coefficient [LR]

Laminated: 0.84

Painted: 0.88

Color

Laminated: White similar to RAL 9003

Painted: Matt White similar to RAL 9016

Surface Burning Characteristics as per ASTM E84

Laminated: Class A

Painted: Class A

Thermal Resistance

R 0.45

Washability / Scrubbability as per ASTM D4828 & D2486

Laminated: Exceeds 1000 Wash/Scrub Cycles without surface break or the extent of abrasion

Formaldehyde Classification

Class E1 as per EN717-1

* Using factory applied acoustical backer. Higher acoustic value can be achieved with additional Fiber glass/Stone wool backer panel