

TIMBERTUNE

ACOUSTIC CURVED PANEL

VISIT [USGME.COM](https://usgme.com) TO ORDER SAMPLES


AVAILABLE FINISHES




HPL / stained /
lacquered



Real wood
veneers



Perforations



FEATURES & BENEFITS

- Timbertune acoustic curved panels can be produced in customizable dimensions to fit various architectural designs with a maximum arc length of 3000 mm, width of 1250 mm, and a minimum radius of 500 mm.
- These panels significantly improve sound absorption by featuring a grooved surface pattern and optional black acoustic fleece.
- The panels are constructed with a 20 mm thick face, an HDF front deck and crossbeam construction using 19 mm MDF. This ensures durability and longevity, maintaining structural integrity and appearance.
- The panels are finished with a natural veneer, following the arc shape, and clear lacquered for a polished look. Edgebanding matches the surface material on the outer edges.

APPLICATIONS

- Conference rooms
- Theaters
- Studios
- Corporate offices
- Cultural venues



TIMBERTUNE

ACOUSTIC CURVED PANEL



HIGH SOUND
ABSORPTION



CERTIFIED FOR
THE PROGRAMME
FOR THE
ENDORSEMENT
OF FOREST
CERTIFICATION



CONFORMITÉ
EUROPÉENNE



CERTIFIED
FOR FSC

SPECIFICATION DETAILS

Timbertune Acoustic Curved Panel meets the specifications in accordance with ASTM E1264

Material Classification

Type F,

Form F1, F2

Pattern A, C, G

Dimensions

Length up to 3000mm

Width up to 1250mm

Special dimensions are available upon request

Radius (min.)

500mm

Face Thickness

20mm

Surface Type

0.5mm Natural Veneer

Side Width

Min. 50mm / max. 120mm

Core Material

17mm MDF

Construction

Crossbeam construction made of 19mm MDF

Edgebanding

Wood veneer match the surface decor

Front Design

Grooved pattern following arc shape Groove 2mm, Distance 8mm

Back

Optional black acoustic fleece

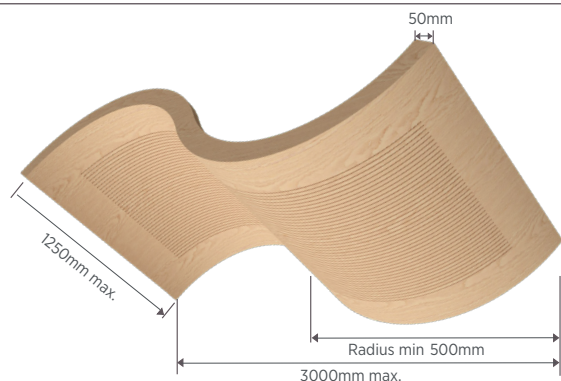
Suspension

Timbertune acoustic curved panel custom ceilings can be suspended by using stainless steel suspension rope with cable gripper & hook.

Important Information, Transport, Handling, Storage and Installation

- Allow panels to acclimate for 24-72 hours in a dry, dust-free environment before installation, especially veneered panels.
- In new construction, install Timbertune wooden panels after HVAC testing and commissioning to prevent potential impacts on the wooden surface finish.
- Avoid plastic covering on panels to prevent condensation; use a clean cloth instead.
- Timbertune wooden panels use natural and engineered wood, allowing for slight expansion and contraction due to environmental changes.
- Store, install, and maintain acoustic wooden panels in normal climate conditions (18-25°C, 40-65% RH).
- Maintain at least 3 mm spacing between panels, and fixation for expansion/contraction, with unobstructed vertical ventilation behind panels.

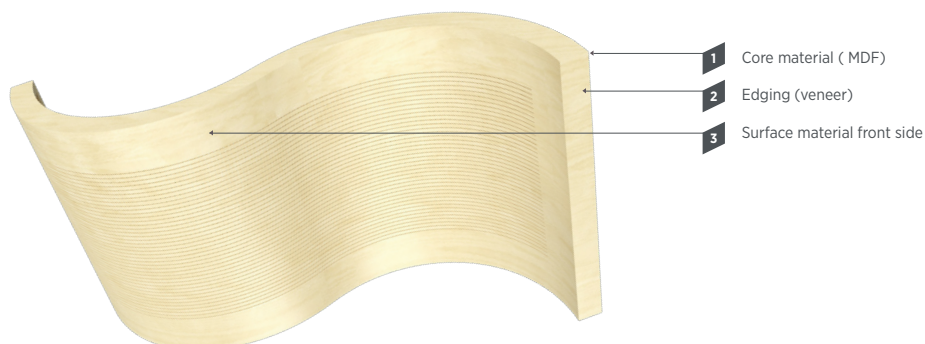
Front



Back



Panel Structure




TIMBERTUNE

DECORS, FINISHES AND PERFORATION PATTERNS


WOODEN FINISHES



WFP01
BEECH 1




WFP02
BEECH2




WFP03
PINE




WFP04
OAK




WFP05
CHERRY 1



WFP06
CHERRY 2




WFP07
WALNUT



WFP08
ROSE WOOD




WFP01
BEECH 1




WFP02
BEECH2




WFP03
PINE




WFP04
OAK




WFP05
CHERRY 1



WFP06
CHERRY 2



WFP07
WALNUT



WFP08
ROSE WOOD

OTHER DECORS AND FINISHES PATTERNS ARE AVAILABLE UPON REQUEST.


Printed colors may vary from the original. Always refer to actual samples.

TIMBERTUNE

DECORS, FINISHES AND PERFORATION PATTERNS


TIMBERTUNE PERFORATION PATTERNS: ACOUSTIC PANEL, ACOUSTIC-BAFFLES, ACOUSTICAL GRILLES

MR 050 250V




Hole Dia (A): 0.5mm	Open Area: 6.3%
Pitch(B): 2.5mm	α_w : 0.80
Pitch(C): 1.25mm	NRC: 0.85

MR 075 500V




Hole Dia (A): 0.75mm	Open Area: 6.3%
Pitch(B): 2.5mm	α_w : 0.65
Pitch(C): 5mm	NRC: 0.75

MR 075 250




Hole Dia (A): 0.75mm	Open Area: 7.1%
Pitch(B): 2.5mm	α_w : 0.75
	NRC: 0.85

MR 100 300




Hole Dia (A): 1mm	Open Area: 8.7%
Pitch(B): 3mm	α_w : 0.80
	NRC: 0.90

MR 100 600




Hole Dia (A): 1mm	Open Area: 2.2%
Pitch(B): 6mm	α_w : 0.50
	NRC: 0.70

MR 100 600V




Hole Dia (A): 1mm	Open Area: 4.3%
Pitch(B): 3mm	α_w : 0.65
Pitch(C): 6mm	NRC: 0.75

MR 150 500V




Hole Dia (A): 1.5mm	Open Area: 14.1%
Pitch(B): 2.5mm	α_w : 0.80
Pitch(C): 5mm	NRC: 0.90

MR 150 500



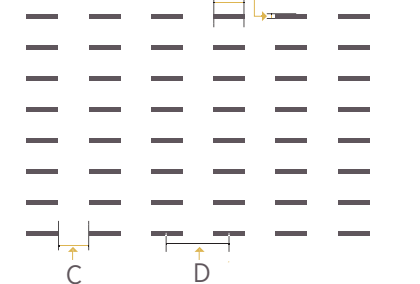
Hole Dia (A): 1.5mm	Open Area: 7.1%
Pitch(B): 5mm	α_w : 0.80
	NRC: 0.70

RANDOM 1.0



Hole Dia (A): 1mm	Open Area: 3%
Pitch(B): 1.5mm	α_w : 0.75
	NRC: 0.85

MS 075 500H



Hole Width(A): 5mm	Open Area: 7.5%
Hole Length(B): 0.75mm	α_w : 0.75
Distance(C): 5mm	NRC: 0.85
Pitch(D): 10mm	

Notice: As we are involved in constant products development; this document information is subject to change without prior notice.
Please always refer to [usgme.com](https://www.usgme.com) for the updated products information document.
©2025 **Factory of USG Middle East LTD. Co.** All rights reserved.